

WELCOME TO OUR CLASS



Hoaloil High School

By: TRUONG HUU HANH

Tiếng Anh 10



Unit

2

HUMANS AND THE ENVIRONMENT

LESSON 2

LANGUAGE

LESSON 2


LANGUAGE

WARM-UP

Guessing game

WARM-UP


Guessing game: **WHAT AM I GOING TO DRAW?**



A truck

WARM-UP

Guessing game: What am I going to draw?



A car

PRONUNCIATION

Describe each picture with a word.



class



ground




play

PRONUNCIATION

Describe each picture with a word.



present



green



clean

PRONUNCIATION

Describe each picture with a word.



place



protect

PRONUNCIATION

Put the pictures into 4 groups



class




ground



play



present



green



clean



place



protect

PRONUNCIATION

Group 1



class



clean

Group 3



green



ground

Group 2



place




play

Group 4



present



protect

PRONUNCIATION



1 Listen and read.

/k/	/p/	/gr/	/pr/
club	please	green	practise
clean	place	group	present
class	play	ground	protect



2 Listen and practise saying the following sentences.

1. The club members will clean up all the classrooms.
2. We are pleased that we created an interesting plot for the school play.
3. Our group will make the playground green again.
4. The students are practising their presentation on environmental protection.

VOCABULARY

1 Match the words and phrases to their meanings.



1. household appliances



2. energy



3. carbon footprint

a. the amount of carbon dioxide (CO₂) produced by the activities of a person or an organisation

b. rubbish lying in an open or public place

c. causing no harm to the environment

d. devices such as fridges or TVs used in people's homes

e. power used for driving machines, providing heat and light, etc.



4. litter



5. eco-friendly

VOCABULARY

2 Complete the sentences using the words and phrases in 1.

1. Eco-friendly car models always attract great attention at exhibitions.
2. Remember to turn off your household appliances when they are not used.
3. Small changes in your daily habits can help reduce the carbon footprint you produce.
4. One of the most important sources of energy is the sun.
5. Students are reminded to pick up litter that they see on the ground.

VOCABULARY

3 Sentence making

household
appliances

energy

carbon footprint

litter

eco-friendly

* In two minutes, make as many sentences with those words/ phrases as possible.

* Make at least one sentence with each word/ phrase.

GRAMMAR - *will and be going to*

	Will	Be going to
1. Form	(+) Subject + will + V (-) Subject + will not/ won't + V (?) Will + subject + V?	(+) Subject + am/is/ are going to + V (-) Subject am/is/ are + not ('m not/ isn't/ aren't) + going to + V (?) Am/ Is/ Are + subject + going to+ V?
2. Uses	We use will to talk about: - plans which are made at the moment of speaking. (on-the-spot decisions) Ex: This shirt looks beautiful. I will buy it. - Predictions based on what we think or believe about the future. Ex: I think your team will win the competition.	We use be going to to talk about: - plans and intentions which are made before the moment of speaking. Ex: I have made a reservation. We are going to have dinner at the Chinese restaurant nearby. - Predictions based on what we see or know. Ex: Look at the dark clouds. It is going to rain soon.
3. Time expressions	tomorrow, next week/month/year..., in a week/month... think, believe, hope, expect, suppose, know, probably...	tomorrow, tonight, next week/month, ...

GRAMMAR - will and be going to

Complete the following sentences with *will* or the correct forms of *be going to*.

1. I don't think she will come tonight. She has to revise for her exam tomorrow.
2. We have already made the decision. We are going to buy a new house next month.
3. I'm sure she will pass her final exam.
4. Look at the sun. It is going to be a beautiful day.
5. I forgot to phone Dad. I will do it right after lunch.

GRAMMAR - Passive voice

PASSIVE VOICE

1. Form: be + past participle (P2)

Ex:

+ The plants are watered by Jack everyday

+ The report was published last week

2. Uses: We use the passive voice when the person or thing that does the action is unknown, unimportant, obvious from the context or we don't want to say who the doer is. We focus on the action itself.

Ex: My wallet was stolen yesterday. (unknown agent)

The house is cleaned twice a week. (unimportant agent)

The thief was arrested (by the police-obvious agent from the context)

REMEMBER:

+ adverb of place + by + object + adverb of time

Ex: The police found the missing painting in Jack's house yesterday. -> The missing painting was found in Jack's house by the police yesterday.

+ If the subject in the active voice is one of the following words: people, one, someone/somebody, they, he, etc. , it is not changed into the object in the passive voice.

Ex: They hold the World Cup every four year. -> The World Cup is held every four year.

GRAMMAR - Passive voice

Rewrite the following sentences using the passive voice. Begin each sentence as shown.

1. More and more people adopt a green lifestyle.

-> A green lifestyle is adopted by more and more people.

2. The students didn't put the rubbish in the bins after the party yesterday.

-> The rubbish was not put in the bins after the party yesterday by the students.

3. We will plant more trees in the neighbourhood.

-> More trees will be planted in the neighbourhood.

4. Our club is going to organise a lot of clean-up activities this weekend.

-> A lot of clean-up activities are going to be organised by our club this weekend.

5. They discussed important environmental issues at the meeting.

-> Important environmental issues were discussed at the meeting.

EXTRA ACTIVITY

Game: Chain Memory

Rules:

- Sit in a circle.
- Say a sentence about **what you are going to or will do.**
e.g. After this lesson, I'm going to play volleyball in the playground.
- The next one repeats it and adds another sentence.
e.g. After this lesson, I'm going to play volleyball in the playground and I'm going to meet some friends.
- Continue until a student can't remember the previous sentences.
- The winner is the one that continues the chain for the longest time.

CONSOLIDATION

1 Wrap-up

WHAT HAVE YOU LEARNT TODAY?



- consonant blends /kl/, /pl/, /gr/, and /pr/
- some lexical items about humans and the environment;
- *will* and *be going to* to talk about the future;
- the passive voice .

CONSOLIDATION

2 Homework

- *Do exercises in the workbook.
- * Prepare for Lesson 3 - Unit 2.

THANK YOU



Website: hoclieu.vn

Fanpage: facebook.com/www.tienganhglobalsuccess.vn