

Tiếng Anh 10



Unit

3

MUSIC

LESSON 1

GETTING STARTED

A talented artist

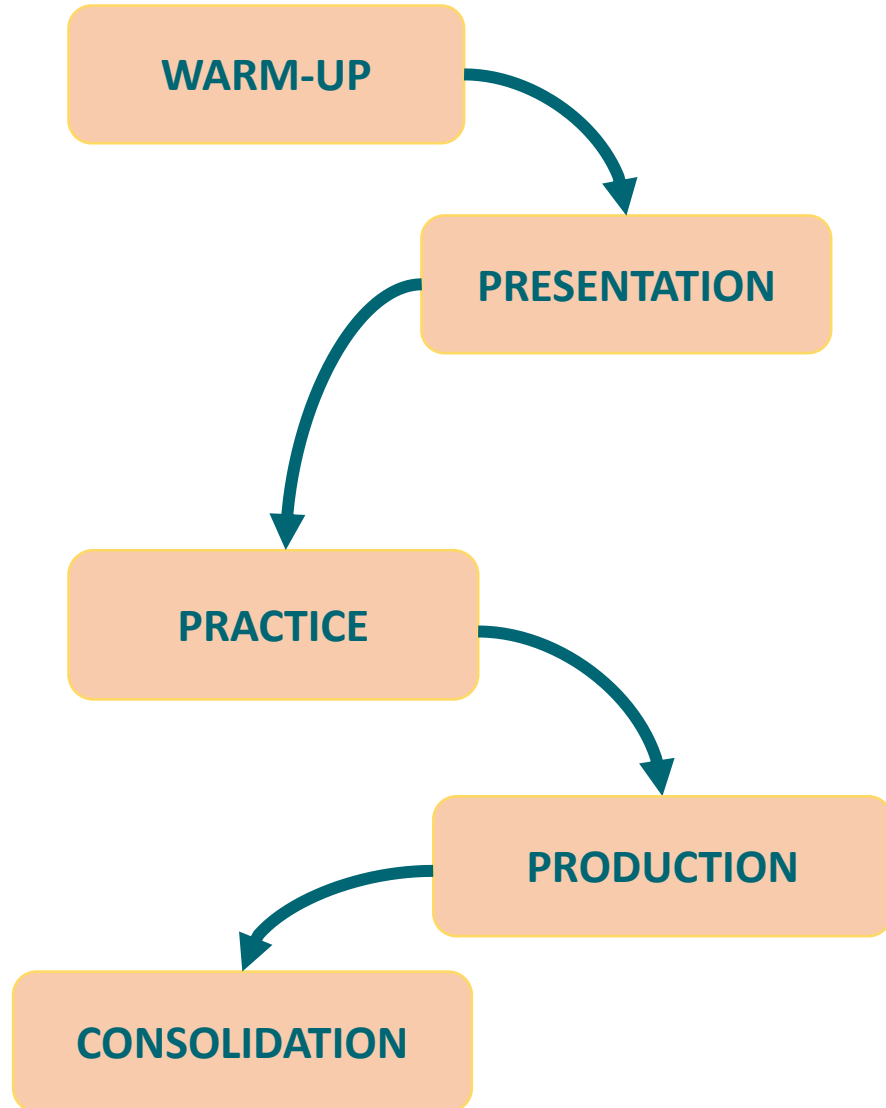


OBJECTIVES

- Gain an overview about the vocabulary related to the topic Music and main grammatical points taught in this unit;
- Memorise vocabulary to talk about musical idols.

LESSON 1

GETTING STARTED



Guess the name of the songs

Vocabulary

- Task 1: Listen and read.
- Task 2: Read the conversation again and answer the questions.
- Task 3: Find words or phrases in the conversation which refer to:
- Task 4: Match the two parts to make complete sentences.

Task 5: Talk about your favourite singer or musical band.

- Wrap-up
- Home work

LESSON 1

GETTING STARTED

WARM-UP

Guess the name of the songs

WARM-UP

Guess the name of the songs

SONG 1



Love yourself

SONG 2



Sorry

SONG 3



What do you mean?

SONG 4



Where are you now

SONG 5



Stuck in moment

WARM-UP

Guess the name of the songs

Love yourself

Sorry

What do you mean?

Where are you now

Stuck in moment

- Whose songs are they?
- They are Justin Bieber's.
- Is he a talented singer?
- Yes, he is considered the Prince of Pop.

LESSON 1

GETTING STARTED

WARM-UP



PRESENTATION

Guess the name of the songs

Vocabulary

talented (adj)

/ˈtæləntɪd/



having a natural ability to do
something well



musical instrument (n)

/ˌmjuːzɪkl 'ɪnstɹəmənt/



an object used for producing
musical sounds, for example
a piano or a drum



trumpet (n)

/'trʌmpɪt/



a brass musical instrument made of a curved metal tube that you blow into, with three valves for changing the note



PRESENTATION

perform (v)

/pə'fɔ:m/



entertain an audience by playing a
piece of music, acting in a play,
etc.

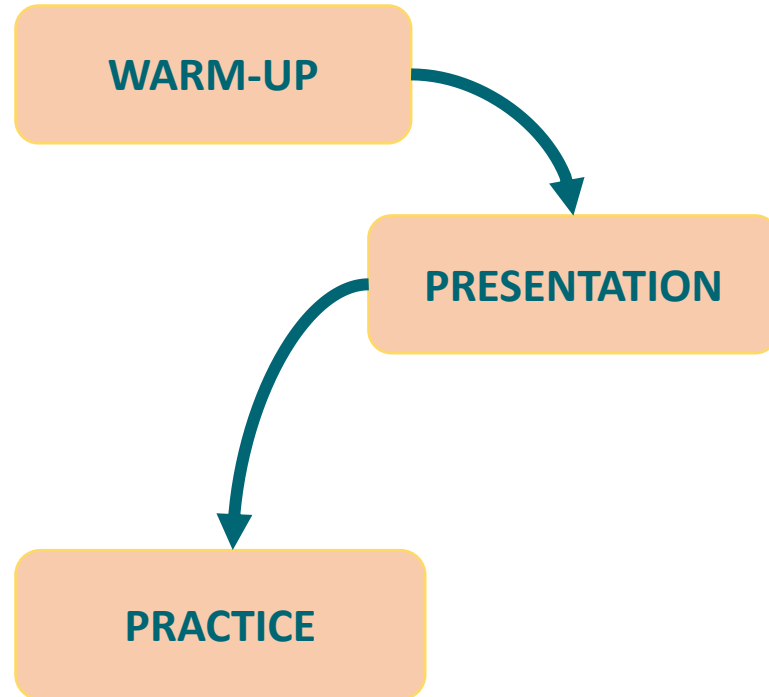


PRESENTATION

New words	Pronunciation	Meaning
talented (adj)	/'tæləntɪd/	having a natural ability to do something well
musical instrument (n)	/,mju:zɪkl 'ɪnstrəmənt/	an object used for producing musical sounds, for example a piano or a drum
trumpet (n)	/'trʌmpɪt/	a brass musical instrument made of a curved metal tube that you blow into, with three valves for changing the note
perform (v)	/pə'fɔ:m/	entertain an audience by playing a piece of music, acting in a play, etc.

LESSON 1

GETTING STARTED



Guess the name of the songs

Vocabulary

- Task 1: Listen and read.
- Task 2: Read the conversation again and answer the questions.
- Task 3: Find words or phrases in the conversation which refer to:
- Task 4: Match the two parts to make complete sentences.

PRACTICE

1 Listen and read.

A talented artist





1 Listen and read.

A talented artist

Mai: That pop singer looks great, Ann!

Ann: Yeah. He's a popular teen idol around the world now.

Mai: Really? You must be a fan of his!

Ann: Yep, I really love his music. He's a talented artist who can write music and play many musical instruments. He has received several awards such as the Grammy, Billboard Music and Teen Choice Awards.

Mai: Wow! Did he go to a music school?



1 Listen and read.

A talented artist

Ann: No, he didn't, but he learnt to play the piano, drums, guitar, and trumpet by himself. When he was a teenager, he performed at the local theatre in his home town during the tourist season.

Mai: How did he become famous?

Ann: Well, when he was 12, his mother started to upload his cover song videos on social media, and the videos made him an online star within a couple of months.

Mai: Sounds amazing!

Ann: And his videos have reached more than two billion total views. Many fans say that his beautiful songs have helped bring more love into their lives.

PRACTICE

2 Read the conversation again and answer the following questions.

1. Who are Ann and Mai talking about? They are talking about a young pop singer.
(Mai 1: That pop singer looks great.)
2. What is he good at? He is good at writing music and playing many musical instruments.
(Ann 2: He's a talented artist who can write music and play many musical instruments.)
3. What made him popular? His cover song videos made him popular.
(Ann 4: Well, when he was 12, his mother started to upload his cover song videos on social media, and the videos made him an online star within a couple of months.)

PRACTICE

3 Find words or phrases in the conversation which refer to:

1. a type of music

pop

2. music awards

Grammy, Billboard Music and
Teen Choice Awards

3. musical instruments

piano, drums, guitar, and trumpet

4. ways of sharing information and
videos

social media

PRACTICE

4 Match the two parts to make complete sentences.

1. This artist didn't go to a music school,

2. His beautiful songs have helped

3. His mother started

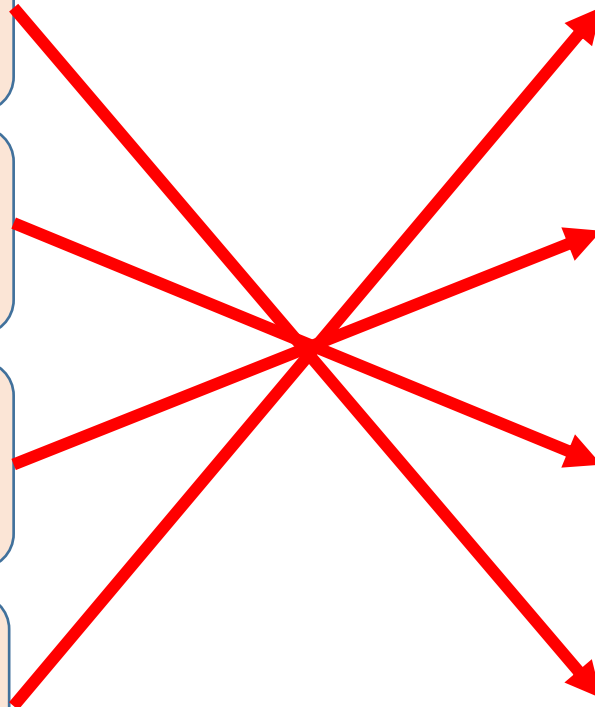
4. He is a talented artist,

a. and he has received several awards.

b. to upload his cover song videos on social media.

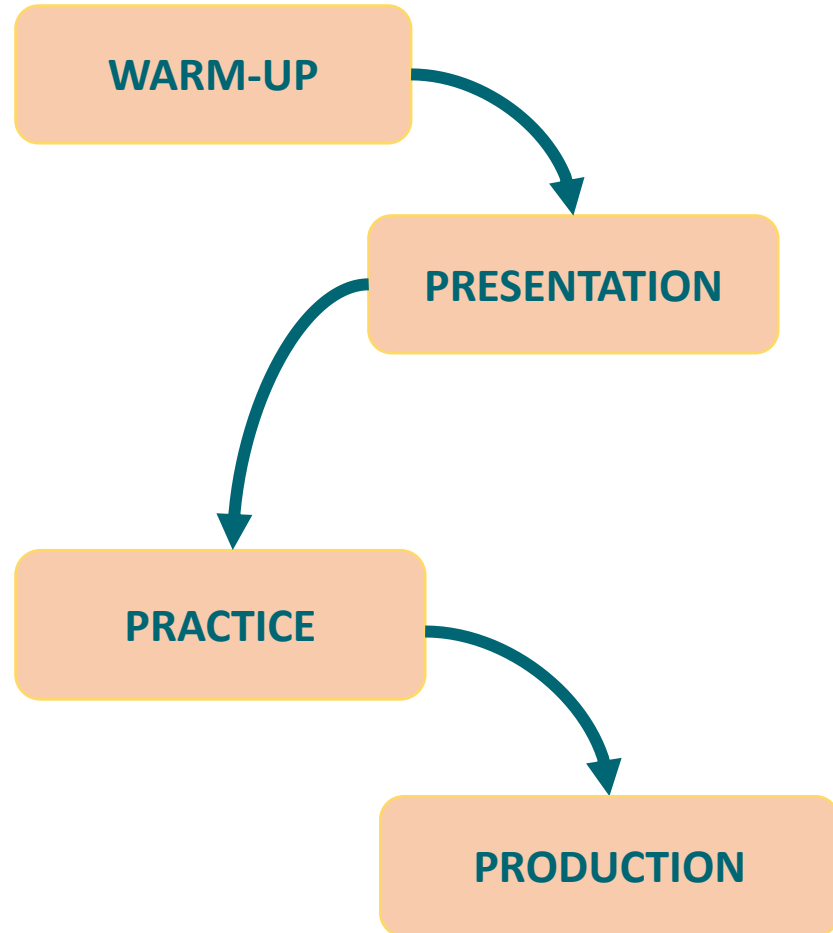
c. bring more love to people's lives.

d. but he learnt to play musical instruments by himself.



LESSON 1

GETTING STARTED



Guess the name of the songs

Vocabulary

- Task 1: Listen and read.
- Task 2: Read the conversation again and answer the questions.
- Task 3: Find words or phrases in the conversation which refer to:
- Task 4: Match the two parts to make complete sentences.

Task 5: Talk about your favourite singer or musical band.

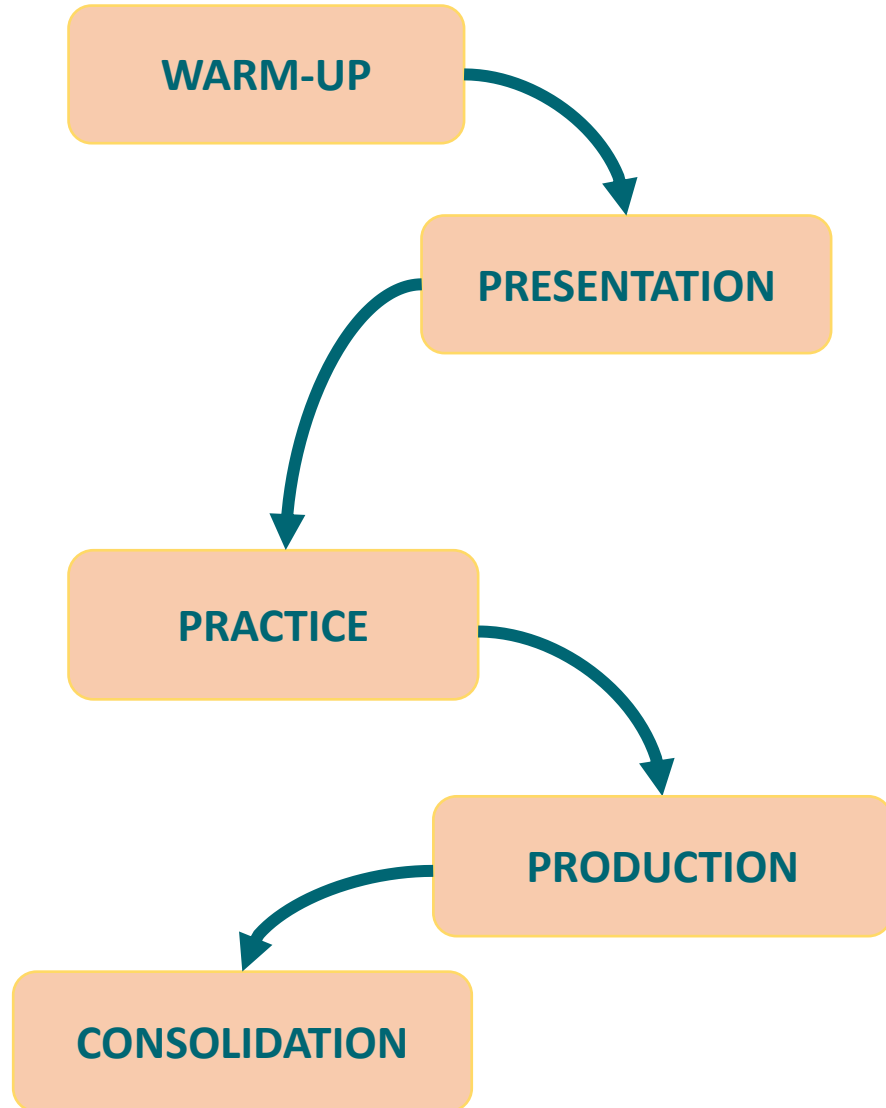
PRODUCTION

- 5** Talk about your favourite singer or musical band. You should mention who she/he is, what she/he is good at, what makes her/him famous.



LESSON 1

GETTING STARTED



Guess the name of the songs

Vocabulary

- Task 1: Listen and read.
- Task 2: Read the conversation again and answer the questions.
- Task 3: Find words or phrases in the conversation which refer to:
- Task 4: Match the two parts to make complete sentences.

Task 5: Talk about your favourite singer or musical band.

- Wrap-up
- Home work

CONSOLIDATION

1 Wrap-up

- ✓ Gain an overview about the topic *Music*
- ✓ Memorise vocabulary to talk about music idols

CONSOLIDATION

2 Homework

- Do exercises in the workbook
- Project preparation

CONSOLIDATION



2 Homework

Project preparation

- + do research on a form of traditional music in Viet Nam or another country
- + include information related to the points stated on the Project page or prepare a poster (drawing, pictures) presenting the research results.
- + give an oral presentation of the research results in the last lesson of the unit.

(You can search for ideas on the Internet, in the newspaper, etc. or talk to experts for reference and you should use photos/pictures to illustrate your ideas.)

THANK YOU



Website: hoclieu.vn

Fanpage: facebook.com/www.tienganhglobalsuccess.vn