

WELCOME TO OUR CLASS



Hoaloil High School

By: TRUONG HUU HANH

Tiếng Anh 10



Unit

4

FOR A BETTER COMMUNITY

LESSON 1

GETTING STARTED

Volunteering in the community

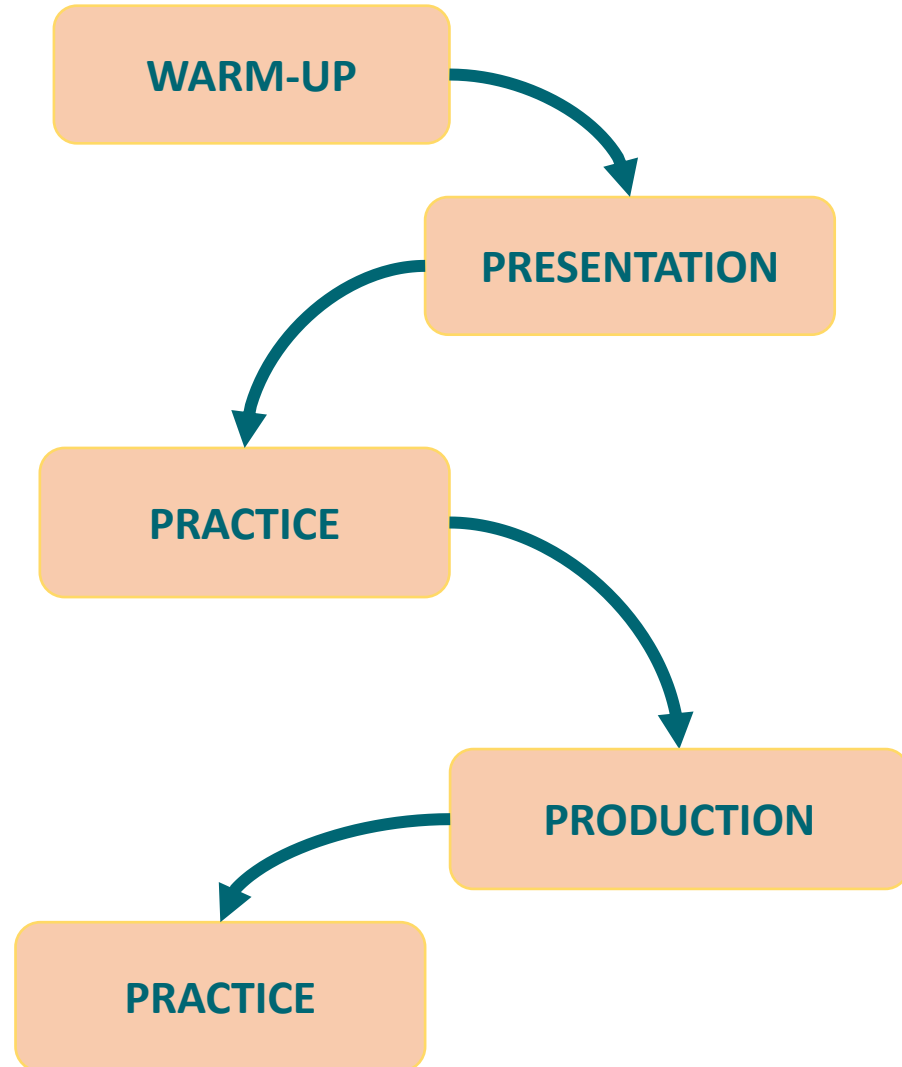


OBJECTIVES

- By the end of this lesson, students will be able to gain:
- an overview about the topic *For a better community*
 - vocabulary to talk about voluntary work

LESSON 1

GETTING STARTED



Clip watching

Vocabulary

- Task 1: Listen and read.
- Task 2: Read the conversation and answer the questions.
- Task 3: Find the adjectives.
- Task 4: Complete the sentences.

Self-reflection

Wrap-up
Homework

LESSON 1


GETTING STARTED

WARM-UP

Clip watching

WARM-UP

Clip watching



WARM-UP

Clip watching

- + Read books for children in orphanages
- + Visit and play games with them or listen to their problems
- + Work in home of sick and old people
- + Volunteer to work in remote or mountainous areas



LESSON 1

GETTING STARTED

WARM-UP



PRESENTATION

Clip watching

Vocabulary

volunteer (n)

/ˌvɒlənˈtɪə(r)/



a person who does a job
without being paid for it



advertisement (n)

/əd'vɜ:tɪsmənt/



a notice, picture or film telling people about a product, job or service



community (n)

/kə'mju:nəti/



all the people who live in a
particular area, country, etc.
when talked about as a group



boost (v)

/buːst/



to make something increase, or
become better or more successful



PRESENTATION

orphanage (n)

/'ɔːfənɪdʒ/



a home for children whose
parents are dead

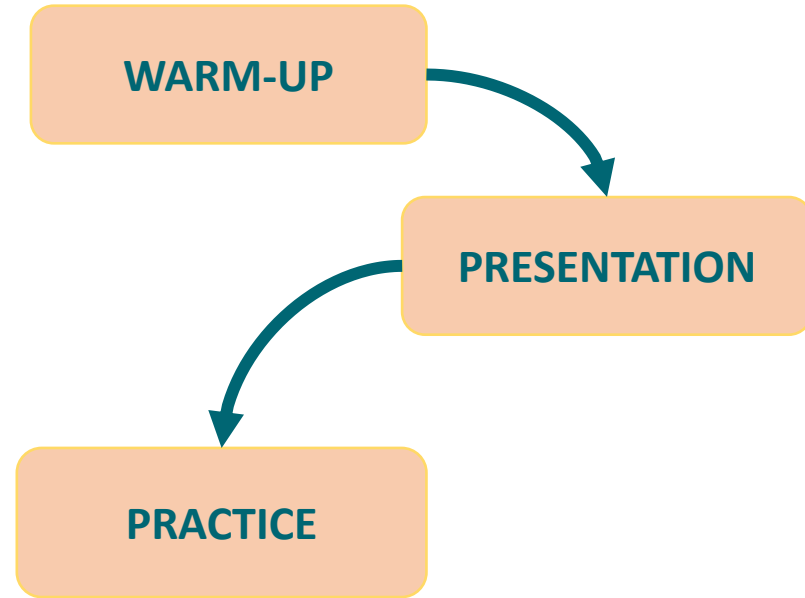


PRESENTATION

New words	Pronunciation	Meaning
volunteer (n)	/ˌvɒlənˈtɪə(r)/	a person who does a job without being paid for it
advertisement (n)	/ədˈvɜːtɪsmənt/	a notice, picture or film telling people about a product, job or service
community (n)	/kəˈmjuːnəti/	all the people who live in a particular area, country, etc. when talked about as a group
boost (v)	/buːst/	to make something increase, or become better or more successful
orphanage (n)	/ˈɔːfənɪdʒ/	a home for children whose parents are dead

LESSON 1

GETTING STARTED



Clip watching

Vocabulary

- Task 1: Listen and read.
- Task 2: Read the conversation and answer the questions.
- Task 3: Find the adjectives.
- Task 4: Complete the sentences.

PRACTICE

1 Listen and read.

Volunteering in the community





1 Listen and read.

Volunteering in the community

Kim: Hi, Tam. I went to your house at 9 a.m., but you weren't there.

Tam: Oh, when you came, I was working as a volunteer at our local centre for community development.

Kim: Ah, I see. How did you become a volunteer there?

Tam: Just by chance. Last summer, while I was visiting the centre, I saw an advertisement for volunteers. I applied and my application was successful.

Kim: I also want to be a volunteer. I find community work very interesting.

Tam: I agree. Community service not only benefits the local area, but can also boost our confidence and help us learn many useful skills.

PRACTICE

1 Listen and read.

Volunteering in the community

Kim: What are the regular activities organised by the centre?

Tam: Oh, there are endless opportunities for getting involved. For example, you can join a local environmental group to clean up the park once a week or volunteer at an orphanage.

Kim: Sounds good. How can I apply?

Tam: I'll email you the form. You just fill it in and send it in.

Kim: Thanks so much. I'm so excited about volunteering at the centre.

Tam: No problem. Good luck. Hope your application is successful and you enjoy the work.

PRACTICE

2 Read the conversation again and answer the questions.

1. What was Tam doing when Kim went to her house?

She was working as a volunteer at the local centre for community development.

2. What are some regular activities at the centre for community development?

Cleaning up the park or volunteering at the orphanage.

3. How can Kim apply for volunteer work at the centre?

She needs to fill in the form, then send it in.

PRACTICE

- 3** Find the adjectives with the following suffixes in the conversation and write them below.

suffixes	adjectives
-ed	<i>excited</i>
-ing	<i>interesting</i>
-ful	<i>useful, successful</i>
-less	<i>endless</i>

PRACTICE

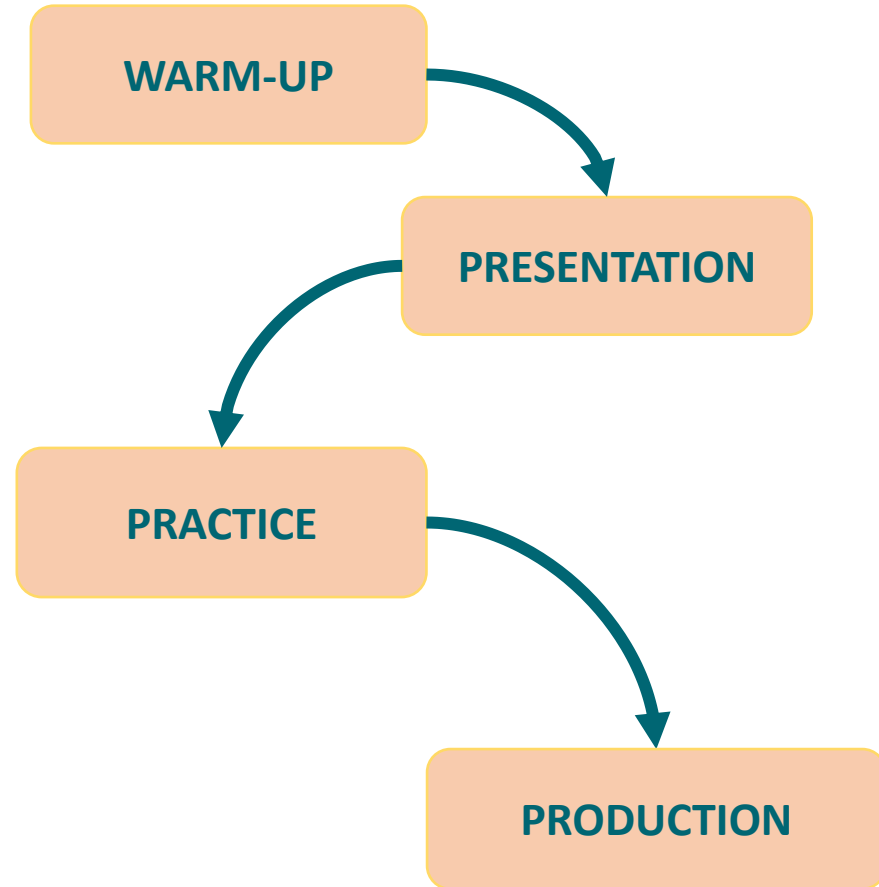
4 Find a verb phrase in the conversation to complete each sentence.

1. Oh, when you came, I was working as a volunteer at our local centre for community development.

2. Last summer, while I was visiting the centre, I saw an advertisement for volunteers.

LESSON 1

GETTING STARTED



Clip watching

Vocabulary

- Task 1: Listen and read.
- Task 2: Read the conversation and answer the questions.
- Task 3: Find the adjectives.
- Task 4: Complete the sentences.

Self-reflection

PRODUCTION

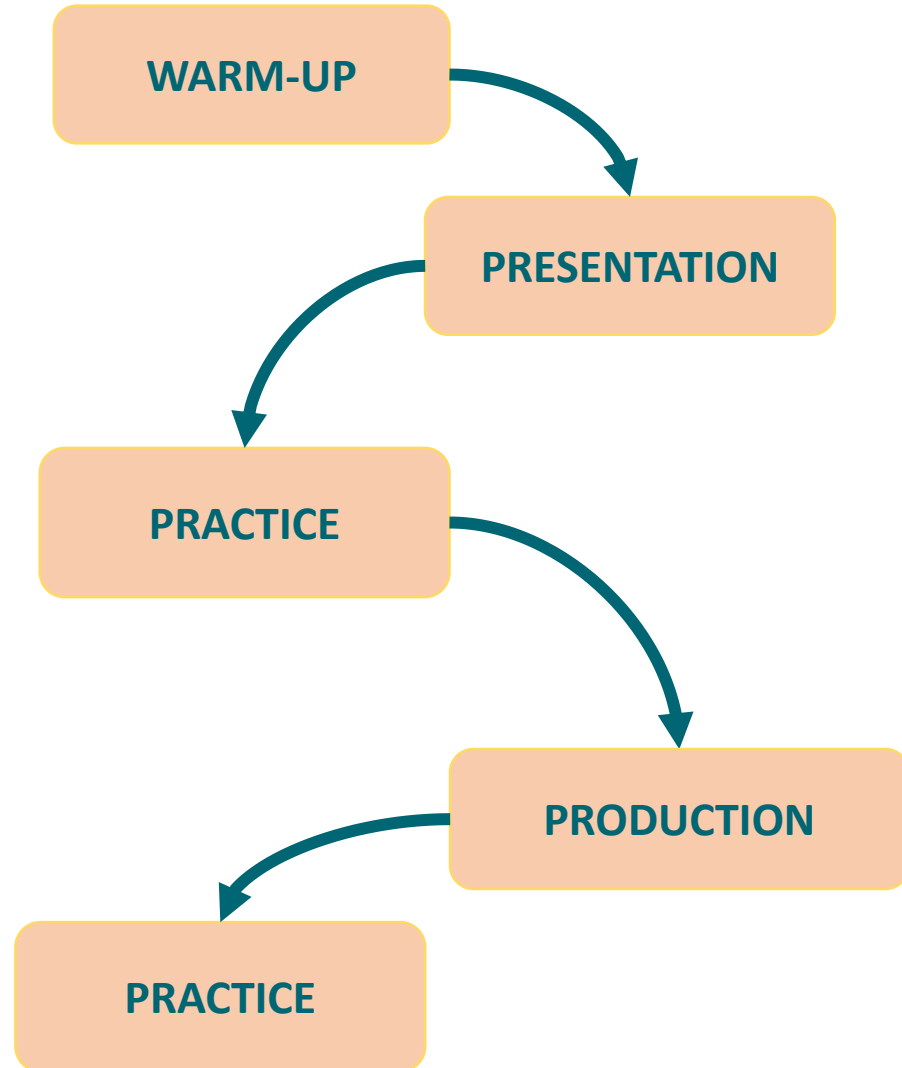
SELF-REFLECTION

- Talk about activities you are going to do to make your community a better one for a minute
- Your talk should include:
 - + *How many activities are you going to talk about?*
 - + *Where do you do those activities?*
 - + *Who do you do with?*
 - + *How often do you do those activities?*



LESSON 1

GETTING STARTED



Clip watching

Vocabulary

- Task 1: Listen and read.
- Task 2: Read the conversation and answer the questions.
- Task 3: Find the adjectives.
- Task 4: Complete the sentences.

Self-reflection

Wrap-up
Homework

CONSOLIDATION

1 Wrap-up




- Gain an overview about the topic *For a better community*
- Gain vocabulary to talk about voluntary work

CONSOLIDATION

2 Homework

1. Do exercises in the workbook
2. Prepare for the next lesson
3. Prepare for the Project

THANK YOU



Website: hoclieu.vn

Fanpage: facebook.com/www.tienganhglobalsuccess.vn